

DEER ISLAND TREATMENT PLANT
NATIONAL POLLUTANT DISCHARGE ELIMINATION SYSTEM (NPDES)
DECEMBER 2000 - DISCHARGE MONITORING REPORT (DMR)

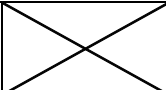
PERMITTEE NAME / ADDRESS
 NAME MWRA
 ADDRESS CHARLESTOWN NAVY YARD
 100 FIRST AVE
 BOSTON MA 02129
 FACILITY MWRA
 LOCATION BOSTON MA 02129
 ATTN: Michael Hornbrook

MA0103284			T01 A		
PERMIT NUMBER			DISCHARGE NUMBER		
MONITORING PERIOD					
FROM			TO		
YEAR	MO	DAY	YEAR	MO	DAY
00	12	1	00	12	31

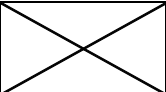
MAJOR (SUBR E)
 F - FINAL
 TREATED SANITARY WASTEWATER

*** NO DISCHARGE ***

PARAMETER (32-37)	X	QUANTITY OR LOADING			QUANTITY OR LOADING				NO. EX (62-63)	FREQUENCY OF ANALYSIS (64-68)	SAMPLE TYPE (69-70)
		AVERAGE	MAXIMUM	UNITS	MINIMUM (MO AVE)	AVERAGE (WKLY)	MAXIMUM (DAILY)	UNITS			
PH EFFLUENT	SAMPLE MEASUREMENT	*****	*****	*****	5.8	*****	6.8	SU	1	01 / 01	GR
	PERMIT LIMIT	*****	*****		6.0 MINIMUM	*****	9.0 MAXIMUM	SU		DAILY	GRAB
SOLIDS, TOTAL SUSPENDED INFLUENT	SAMPLE MEASUREMENT	*****	*****	*****	176	210	272	⁽¹⁹⁾ mg/L	0	01 / 01	24
	PERMIT LIMIT	*****	*****		REPORT MO AVG	REPORT WKLY AVG	REPORT DAILY MX	MG/L		DAILY	COMP24
SOLIDS, TOTAL SUSPENDED EFFLUENT	SAMPLE MEASUREMENT	*****	*****	*****	18.2	24.3	45.8	⁽¹⁹⁾ mg/L	0	01 / 01	24
	PERMIT LIMIT	*****	*****		30 MO AVG	45 WKLY AVG	REPORT DAILY MX	MG/L		DAILY	COMP24
SOLIDS, SETTLEABLE EFFLUENT	SAMPLE MEASUREMENT	*****	*****	*****	*****	0.35	1.85	⁽²⁵⁾ mL/L	0	01 / 01	GR
	PERMIT LIMIT	*****	*****		*****	REPORT WKLY AVG	REPORT DAILY MX	ML/L		DAILY	GRAB
NITROGEN, AMMONIA TOTAL (AS N) EFFLUENT	SAMPLE MEASUREMENT	*****	*****	*****	19.850	*****	*****	⁽¹⁹⁾ mg/L	0	04/30	24
	PERMIT LIMIT	*****	*****		REPORT MO AVG	*****	*****	MG/L		ONCE / MONTH	COMP24
NITROGEN, NITRITE TOTAL (AS N) EFFLUENT	SAMPLE MEASUREMENT	*****	*****	*****	0.045	*****	*****	⁽¹⁹⁾ mg/L	0	03/30	24
	PERMIT LIMIT	*****	*****		REPORT MO AVG	*****	*****	MG/L		ONCE / MONTH	COMP24
NITROGEN, NITRATE TOTAL (AS N) EFFLUENT	SAMPLE MEASUREMENT	*****	*****	*****	0.054	*****	*****	⁽¹⁹⁾ mg/L	0	03/30	24
	PERMIT LIMIT	*****	*****		REPORT MO AVG	*****	*****	MG/L		ONCE / MONTH	COMP24

PARAMETER (32-37)		(3 Card Only) QUANTITY OR LOADING (46-53) (54-61)			(4 Card Only) QUANTITY OR LOADING (38-45) (46-53) (54-61)			NO. EX (62-63)	FREQUENCY OF ANALYSIS (64-68)	SAMPLE TYPE (69-70)	
		AVERAGE	MAXIMUM	UNITS	MINIMUM	AVERAGE	MAXIMUM				UNITS
NITROGEN, KJELDAHL TOTAL (AS N) EFFLUENT	SAMPLE MEASUREMENT	*****	*****	*****	25.850	*****	*****	(19) mg/L	0	04/30	24
	PERMIT LIMIT	*****	*****		REPORT MO AVG	*****	*****	MG/L		ONCE / MONTH	COMP24
CHLORIDE (AS CL) INFLUENT	SAMPLE MEASUREMENT	*****	*****	*****	*****	*****	820	(19) mg/L	0	01 / 01	GR
	PERMIT LIMIT	*****	*****		*****	*****	REPORT DAILY MX	MG/L		DAILY	GRAB
ARSENIC, TOTAL (AS AS) EFFLUENT	SAMPLE MEASUREMENT	*****	*****	*****	0	*****	0	(28) ug/L	0	02/30	24
	PERMIT LIMIT	*****	*****		REPORT MO AVG	*****	REPORT DAILY MX	UG/L		ONCE / MONTH	COMP24
COPPER TOTAL RECOVERABLE EFFLUENT	SAMPLE MEASUREMENT	*****	*****	*****	18.46	*****	25.10	(28) ug/L	0	05/30	24
	PERMIT LIMIT	*****	*****		REPORT MO AVG	*****	REPORT DAILY MX	UG/L		ONCE / MONTH	COMP24
COLIFORM, FECAL - % of total number of samples exceeding 14000 #/100mL EFFLUENT	SAMPLE MEASUREMENT	*****	*****	*****	3.2	*****	*****	%	0	93/31	CA
	PERMIT LIMIT	*****	*****		10 MAXIMUM	*****	*****	PERCENT		THREE / DAY	GRAB
PCB-1016 (AROCHLOR 1016) EFFLUENT	SAMPLE MEASUREMENT	*****	*****	*****	0	*****	0	(28) ug/L	0	02/30	24
	PERMIT LIMIT	*****	*****		0.000045 MO AVG	*****	REPORT DAILY MX	UG/L		ONCE / MONTH	COMP24
4, 4'-DDT (P, P'-DDT) EFFLUENT	SAMPLE MEASUREMENT	*****	*****	*****	0	*****	0	(28) ug/L	0	02/30	24
	PERMIT LIMIT	*****	*****		REPORT MO AVG	*****	REPORT DAILY MX	UG/L		ONCE / MONTH	COMP24

PARAMETER (32-37)		(3 Card Only) QUANTITY OR LOADING (46-53) (54-61)			(4 Card Only) QUANTITY OR LOADING (38-45) (46-53) (54-61)			NO. EX (62-63)	FREQUENCY OF ANALYSIS (64-68)	SAMPLE TYPE (69-70)	
		AVERAGE	MAXIMUM	UNITS	MINIMUM	AVERAGE	MAXIMUM				UNITS
ALDRIN EFFLUENT GROSS VALUE	SAMPLE MEASUREMENT	*****	*****	*****	0.00	*****	0.00	(28) ug/L	0	02/30	24
	PERMIT LIMIT	*****	*****		REPORT MO AVG	*****	REPORT DAILY MX	UG/L		ONCE / MONTH	COMP24
CHLORDANE, ALPHA, WHOLE WATER EFFLUENT GROSS VALUE	SAMPLE MEASUREMENT	*****	*****	*****	0.00	*****	0.00	(28) ug/L	0	02/30	24
	PERMIT LIMIT	*****	*****		REPORT MO AVG	*****	REPORT DAILY MX	UG/L		ONCE / MONTH	COMP24
CHLORDANE (TECH MIX. AND METABOLITES) EFFLUENT GROSS VALUE	SAMPLE MEASUREMENT	*****	*****	*****	0.00	*****	0.00	(28) ug/L	0	02/30	24
	PERMIT LIMIT	*****	*****		REPORT MO AVG	*****	REPORT DAILY MX	UG/L		ONCE / MONTH	COMP24
DIELDRIN EFFLUENT GROSS VALUE	SAMPLE MEASUREMENT	*****	*****	*****	0.00	*****	0.00	(28) ug/L	0	02/30	24
	PERMIT LIMIT	*****	*****		REPORT MO AVG	*****	REPORT DAILY MX	UG/L		ONCE / MONTH	COMP24
HEPTACHLOR EFFLUENT GROSS VALUE	SAMPLE MEASUREMENT	*****	*****	*****	0.00	*****	0.00	(28) ug/L	0	02/30	24
	PERMIT LIMIT	*****	*****		REPORT MO AVG	*****	REPORT DAILY MX	UG/L		ONCE / MONTH	COMP24
HEPTACHLOR EPOXIDE EFFLUENT GROSS VALUE	SAMPLE MEASUREMENT	*****	*****	*****	0.00	*****	0.00	(28) ug/L	0	02/30	24
	PERMIT LIMIT	*****	*****		REPORT MO AVG	*****	REPORT DAILY MX	UG/L		ONCE / MONTH	COMP24
PCB-1221 (AROCHLOR 1221) EFFLUENT GROSS VALUE	SAMPLE MEASUREMENT	*****	*****	*****	0.00	*****	0.00	(28) ug/L	0	02/30	24
	PERMIT LIMIT	*****	*****		0.000045 MO AVG	*****	REPORT DAILY MX	UG/L		ONCE / MONTH	COMP24

PARAMETER (32-37)		(3 Card Only) QUANTITY OR LOADING			(4 Card Only) QUANTITY OR LOADING			NO. EX (62-63)	FREQUENCY OF ANALYSIS (64-68)	SAMPLE TYPE (69-70)	
		(46-53)	(54-61)	UNITS	(38-45)	(46-53)	(54-61)				
		AVERAGE	MAXIMUM		MINIMUM	AVERAGE	MAXIMUM				UNITS
PCB-1232 (AROCHLOR 1232) EFFLUENT GROSS VALUE	SAMPLE MEASUREMENT	*****	*****	*****	0.00	*****	0.00	(28)	0	02/30	24
	PERMIT LIMIT	*****	*****		0.000045 MO AVG	*****	REPORT DAILY MX	ug/L UG/L		ONCE / MONTH	COMP24
PCB-1242 (AROCHLOR 1242) EFFLUENT GROSS VALUE	SAMPLE MEASUREMENT	*****	*****	*****	0.00	*****	0.00	(28)	0	02/30	24
	PERMIT LIMIT	*****	*****		0.000045 MO AVG	*****	REPORT DAILY MX	ug/L UG/L		ONCE / MONTH	COMP24
PCB-1248 (AROCHLOR 1248) EFFLUENT GROSS VALUE	SAMPLE MEASUREMENT	*****	*****	*****	0.00	*****	0.00	(28)	0	02/30	24
	PERMIT LIMIT	*****	*****		0.000045 MO AVG	*****	REPORT DAILY MX	ug/L UG/L		ONCE / MONTH	COMP24
PCB-1254 (AROCHLOR 1254) EFFLUENT GROSS VALUE	SAMPLE MEASUREMENT	*****	*****	*****	0.00	*****	0.00	(28)	0	02/30	24
	PERMIT LIMIT	*****	*****		0.000045 MO AVG	*****	REPORT DAILY MX	ug/L UG/L		ONCE / MONTH	COMP24
PCB-1260 (AROCHLOR 1260) EFFLUENT GROSS VALUE	SAMPLE MEASUREMENT	*****	*****	*****	0.00	*****	0.00	(28)	0	02/30	24
	PERMIT LIMIT	*****	*****		0.000045 MO AVG	*****	REPORT DAILY MX	ug/L UG/L		ONCE / MONTH	COMP24
POLYCHLORINATED BIPHENYLS (PCBS) EFFLUENT GROSS VALUE	SAMPLE MEASUREMENT	*****	*****	*****	2.54	*****	2.54	(28)	0	01/30	24
	PERMIT LIMIT	*****	*****		REPORT MO AVG	*****	REPORT DAILY MX	ng/L nG/L		ONCE / MONTH	COMP24
HEXACHLOROBENZENE EFFLUENT GROSS VALUE	SAMPLE MEASUREMENT	*****	*****	*****	0.00	*****	0.00	(28)	0	02/30	24
	PERMIT LIMIT	*****	*****		REPORT MO AVG	*****	REPORT DAILY MX	ug/L UG/L		ONCE / MONTH	COMP24

PARAMETER (32-37)		(3 Card Only) QUANTITY OR LOADING (46-53) (54-61)			(4 Card Only) QUANTITY OR LOADING (38-45) (46-53) (54-61)			NO. EX (62-63)	FREQUENCY OF ANALYSIS (64-68)	SAMPLE TYPE (69-70)	
		AVERAGE	MAXIMUM	UNITS	MINIMUM	AVERAGE	MAXIMUM				UNITS
CHLORDANE, GAMMA, WHOLE WATER EFFLUENT GROSS VALUE	SAMPLE MEASUREMENT	*****	*****	*****	0.00	*****	0.00	(28)	0	02/30	24
	PERMIT LIMIT	*****	*****		REPORT MO AVG	*****	REPORT DAILY MX	ug/L UG/L		ONCE / MONTH	COMP24
FLOW, IN CONDUIT OR THRU TREATMENT PLANT EFFLUENT GROSS VALUE	SAMPLE MEASUREMENT	386.4	836.0	(03) mgd	*****	*****	*****	*****	0	99 / 99	RC
	PERMIT LIMIT	REPORT MO AVG	REPORT DAILY MX	MGD	*****	*****	*****			CONTIN- UOUS	RCORDR
CHLORINE, TOTAL RESIDUAL EFFLUENT GROSS VALUE	SAMPLE MEASUREMENT	*****	*****	*****	127	*****	900	(19) ug/L	1	03 / 01	GR
	PERMIT LIMIT	*****	*****		456 MO AVG	*****	631 DAILY MX	ug/L		THREE / DAY	GRAB
MERCURY, TOTAL (AS HG) EFFLUENT GROSS VALUE	SAMPLE MEASUREMENT	*****	*****	*****	0.0247	*****	0.0601	(28) ug/L	0	04/30	24
	PERMIT LIMIT	*****	*****		REPORT MO AVG	*****	REPORT DAILY MX	UG/L		ONCE / MONTH	COMP24
COLIFORM, FECAL GENERAL EFFLUENT GROSS VALUE	SAMPLE MEASUREMENT	*****	*****	*****	N/A			(13) #/100mL			
	PERMIT LIMIT	*****	*****		200 MoGeoMea n	200 WKLY MN	400 DAILY MX	#/100ML		THREE / DAY	GRAB
COLIFORM, FECAL GENERAL EFFLUENT GROSS VALUE	SAMPLE MEASUREMENT	*****	*****	*****	*****	13	164	(13) #/100mL	0	03/01	GR
	PERMIT LIMIT	*****	*****		*****	14000 WKLY MN	14000 DAILY MX	#/100ML		THREE / DAY	GRAB
CYANIDE, TOTAL EFFLUENT GROSS VALUE	SAMPLE MEASUREMENT	*****	*****	*****	0.00	*****	0.00	(28) mg/L	0	02/30	GR
	PERMIT LIMIT	*****	*****		REPORT MO AVG	*****	REPORT DAILY MX	MG/L		ONCE / MONTH	GRAB

PARAMETER (32-37)		(3 Card Only) QUANTITY OR LOADING (46-53) (54-61)			(4 Card Only) QUANTITY OR LOADING (38-45) (46-53) (54-61)			NO. EX (62-63)	FREQUENCY OF ANALYSIS (64-68)	SAMPLE TYPE (69-70)	
		AVERAGE	MAXIMUM	UNITS	MINIMUM	AVERAGE	MAXIMUM				UNITS
VOLATILE FRACTION ORGANICS (EPA 624) EFFLUENT GROSS VALUE	SAMPLE MEASUREMENT	*****	*****	*****	32	*****	34	(28) ug/L	0	02/30	GR
	PERMIT LIMIT	*****	*****		REPORT MO AVG	*****	REPORT DAILY MX	UG/L		ONCE / MONTH	GRAB
CBOD5 / NH3-N RAW SEW/INFLUENT	SAMPLE MEASUREMENT	*****	*****	*****	120	154	195	(19) mg/L	0	01 / 01	24
	PERMIT LIMIT	*****	*****		REPORT MO AVG	REPORT WKLY AVG	REPORT DAILY MX	MG/L		DAILY	COMP24
CBOD5 / NH3-N EFFLUENT GROSS VALUE	SAMPLE MEASUREMENT	*****	*****	*****	18	25	36	(19) mg/L	0	01 / 01	24
	PERMIT LIMIT	*****	*****		25 MO AVG	40 WKLY AVG	REPORT DAILY MX	MG/L		DAILY	COMP24
FLOW, TOTAL EFFLUENT GROSS VALUE	SAMPLE MEASUREMENT	331.1	339.3	(03) mgd	*****	*****	*****	*****	0	99 / 99	CA
	PERMIT LIMIT	436 ANNL AVG	REPORT MO AVG	MGD	*****	*****	*****			CONTINUOUS	CALCULATE
NAME / TITLE PRINCIPAL EXECUTIVE		I CERTIFY UNDER PENALTY OF LAW THAT I HAVE PERSONALLY EXAMINED AND AM FAMILIAR WITH THE INFORMATION SUBMITTED HEREIN; AND BASED ON MY INQUIRY OF THOSE INDIVIDUALS IMMEDIATELY RESPONSIBLE FOR OBTAINING THE INFORMATION, I BELIEVE THE SUBMITTED INFORMATION IS TRUE, ACCURATE AND COMPLETE. I AM AWARE THAT THERE ARE SIGNIFICANT PENALTIES FOR SUBMITTING FALSE INFORMATION, INCLUDING THE POSSIBILITY OF FINE AND IMPRISONMENT.						See original form for signature		TELEPHONE	DATE
Michael J. Hornbrook Chief Operating Officer										(617)788-4359	01/16/2001

DEER ISLAND TREATMENT PLANT
NATIONAL POLLUTANT DISCHARGE ELIMINATION SYSTEM (NPDES)
DECEMBER 2000 - DISCHARGE MONITORING REPORT (DMR)

PERMITTEE NAME / ADDRESS
 NAME MWRA
 ADDRESS CHARLESTOWN NAVY YARD
 100 FIRST AVE
 BOSTON MA 02129
 FACILITY MWRA
 LOCATION BOSTON MA 02129
 ATTN: Michael Hornbrook

MA0103284	T01 T
PERMIT NUMBER	DISCHARGE NUMBER

MAJOR
 (SUBR E)
 F - FINAL
 TUNNEL WET DATA

MONITORING PERIOD					
FROM			TO		
YEAR	MO	DAY	YEAR	MO	DAY
00	12	1	00	12	31

*** NO DISCHARGE ***

PARAMETER (32-37)		(3 Card Only) QUANTITY OR LOADING (46-53) (54-61)			(4 Card Only) QUANTITY OR LOADING (38-45) (46-53) (54-61)			NO. EX (62-63)	FREQUENCY OF ANALYSIS (64-68)	SAMPLE TYPE (69-70)	
		AVERAGE	MAXIMUM	UNITS	MINIMUM	AVERAGE	MAXIMUM				UNITS
LC50 STAT 48HR ACU M YSID, BAHIA TAA3E 1 0 2 EFFLUENT GROSS VALUE	SAMPLE MEASUREMENT	*****	*****	****	100	*****	*****	(23) %	0	01/30	24
	PERMIT LIMIT	*****	*****		50	*****	*****	PERCENT		ONCE / MONTH	COMP24
LC50 STAT 48HR ACU M ENDIA TBD6B 1 0 2 EFFLUENT GROSS VALUE	SAMPLE MEASUREMENT	*****	*****	****	52.3	*****	*****	(23) %	0	01/30	24
	PERMIT LIMIT	*****	*****		50	*****	*****	PERCENT		ONCE / MONTH	COMP24
NOEL STAT 1HR FERT CHR ARBACIA TBH3A 1 0 2 EFFLUENT GROSS VALUE	SAMPLE MEASUREMENT	*****	*****	****	1.5	*****	*****	(23) %	0	01/30	24
	PERMIT LIMIT	*****	*****		1.5	*****	*****	PERCENT		ONCE / MONTH	COMP24
NOEL STATRE 7DAY CH R MENIDIA TDP6B 1 0 2 EFFLUENT GROSS VALUE	SAMPLE MEASUREMENT	*****	*****	****	50	*****	*****	(9A) PASS=0	0	01/30	24
	PERMIT LIMIT	*****	*****		1.5	*****	*****	FAIL=1		ONCE / MONTH	COMP24
NAME / TITLE PRINCIPAL EXECUTIVE		I CERTIFY UNDER PENALTY OF LAW THAT I HAVE PERSONALLY EXAMINED AND AM FAMILIAR WITH THE INFORMATION SUBMITTED HEREIN; AND BASED ON MY INQUIRY OF THOSE INDIVIDUALS IMMEDIATELY RESPONSIBLE FOR OBTAINING THE INFORMATION, I BELIEVE THE SUBMITTED INFORMATION IS TRUE, ACCURATE AND COMPLETE. I AM AWARE THAT THERE ARE SIGNIFICANT PENALTIES FOR SUBMITTING FALSE INFORMATION, INCLUDING THE POSSIBILITY OF FINE AND						See original form for signature	TELEPHONE	DATE	
Michael J. Hornbrook Chief Operating Officer									(617)788-4359	01/16/2001	

COTTAGE FARM CSO

PERMITTEE NAME / ADDRESS
 NAME MWRA
 ADDRESS CHARLESTOWN NAVY YARD
 100 FIRST AVE
 BOSTON MA 02129
 FACILITY MWRA
 LOCATION BOSTON MA 02129
 ATTN: Michael Hornbrook

NATIONAL POLLUTANT DISCHARGE ELIMINATION SYSTEM (NPDES)
DECEMBER 2000 - DISCHARGE MONITORING REPORT (DMR)

MINOR
 (SUBR E)
 F - FINAL
 CSO 201- MONTHLY & QUARTERLY

MA0103284	C01 A
PERMIT NUMBER	DISCHARGE NUMBER

MONITORING PERIOD					
FROM			TO		
YEAR	MO	DAY	YEAR	MO	DAY
2000	12	1	2000	12	31

*** NO DISCHARGE **

PARAMETER (32-37)	SAMPLE MEASUREMENT PERMIT REQUIREMENT	(3 Card Only) QUANTITY OR LOADING (46-53) (54-61)			(4 Card Only) QUALITY OR CONCENTRATION (38-45) (46-53) (54-61)			NO. EX (62-63)	FREQUENCY OF ANALYSIS (64-68)	SAMPLE TYPE (69-70)	
		AVERAGE	MAXIMUM	UNITS	MINIMUM	AVERAGE	MAXIMUM				UNITS
					REPORT AVERAGE	REPORT AVERAGE	REPORT MAXIMUM				REPORT MAXIMUM
BOD, 5 - DAY (20 DEG. C) EFFLUENT	SAMPLE MEASUREMENT	*****	*****	****	9	*****	9	(19)			
	PERMIT REQUIREMENT	*****	*****	****	REPORT AVERAGE	*****	REPORT MAXIMUM	mg/L	FOUR/YEAR	COMPOS	
PH EFFLUENT	SAMPLE MEASUREMENT	*****	*****	****	7.0	*****	7.0	(12)	0	03/30	
	PERMIT REQUIREMENT	*****	*****	****	6.5 MINIMUM	*****	8.3 MAXIMUM	SU SU	FOUR/YEAR	GRAB	
SOLIDS, TOTAL SUSPENDED EFFLUENT	SAMPLE MEASUREMENT	*****	*****	****	9	*****	9	(19)			
	PERMIT REQUIREMENT	*****	*****	****	REPORT AVERAGE	*****	REPORT MAXIMUM	mg/L mg/L	FOUR/YEAR	COMPOS	
RAINFALL EFFLUENT	SAMPLE MEASUREMENT	4.75	2.67	(61) inches	*****	*****	*****	*****	0	AL/EV	
	PERMIT REQUIREMENT	REPORT MO TOTAL	REPORT MAXIMUM	inches	*****	*****	*****	*****	ALL EVENTS	RCORDR	
FLOW, WASTEWATER BYPASSING TREATMENT PLANT	SAMPLE MEASUREMENT	0	0	(3R) mgal	*****	*****	*****	*****	0	99/99	
	PERMIT REQUIREMENT	CNTESTED MO AVG	CNTESTED DAILY MAX	mgal	*****	*****	*****	*****	CONTINUOUS	CONTINUOUS	
FLOW, IN CONDUIT OR THRU TREATMENT PLANT EFFLUENT	SAMPLE MEASUREMENT	34.90	88.12	(03) mgd	*****	*****	*****	*****	0	99/99	
	PERMIT REQUIREMENT	CNTESTED MO AVG	CNTESTED DAILY MAX	mgd	*****	*****	*****	*****	CONTINUOUS	CONTINUOUS	
CHLORINE, TOTAL RESIDUAL EFFLUENT	SAMPLE MEASUREMENT	*****	*****	****	0.0	*****	0.0	(19)	0	15/30	
	PERMIT REQUIREMENT	*****	*****	****	0.1 AVERAGE	*****	0.25 MAX HR RT	mg/L mg/L	FOUR/YEAR	GRAB	

COTTAGE FARM CSO

PERMITTEE NAME / ADDRESS
 NAME MWRA
 ADDRESS CHARLESTOWN NAVY YARD
 100 FIRST AVE
 BOSTON MA 02129
 FACILITY MWRA
 LOCATION BOSTON MA 02129
 ATTN: Michael Hornbrook

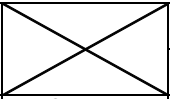
NATIONAL POLLUTANT DISCHARGE ELIMINATION SYSTEM (NPDES)
DECEMBER 2000 - DISCHARGE MONITORING REPORT (DMR)

MA0103284	C01 A
PERMIT NUMBER	DISCHARGE NUMBER

MINOR
 (SUBR E)
 F - FINAL
 CSO 201 - MONTHLY & QUARTERLY

MONITORING PERIOD					
FROM			TO		
YEAR	MO	DAY	YEAR	MO	DAY
2000	12	1	2000	12	31

*** NO DISCHARGE ***

1		(3 Card Only) QUANTITY OR LOADING <small>(46-53) (54-61)</small>			(4 Card Only) QUALITY OR CONCENTRATION <small>(38-45) (46-53) (54-61)</small>			NO. EX <small>(62-63)</small>	FREQUENCY OF ANALYSIS <small>(64-68)</small>	SAMPLE TYPE <small>(69-70)</small>
		AVERAGE	MAXIMUM	UNITS	MINIMUM	AVERAGE	MAXIMUM			
COLIFORM, FECAL GENERAL EFFLUENT	SAMPLE MEASUREMENT	*****	*****	*****	9	*****	9	(13)		
	PERMIT REQUIREMENT	*****	*****		REPORT MO GEO	*****	REPORT MAXIMUM	#/100ML	FOUR/YEAR	GRAB
BYPASS OF TREATMENT	SAMPLE MEASUREMENT	*****	C	(93) occur/mo	*****	*****	*****			
	PERMIT REQUIREMENT	*****	REPORT EVENT TOT	n	*****	*****	*****		ALL EVENTS	OCCURS
DURATION OF DISCHARGE	SAMPLE MEASUREMENT	*****	C	(79) hours/da	*****	*****	*****			
	PERMIT REQUIREMENT	*****	CNTESTED	y	*****	*****	*****		ALL EVENTS	OCCURS
DISCHARGE DURATION EFFLUENT	SAMPLE MEASUREMENT	*****	26.5	(8A) hours	*****	*****	*****	0	AL/EV	OC
	PERMIT REQUIREMENT	*****	CNTESTED	hours	*****	*****	*****		ALL EVENTS	OCCURS
DISCHARGE EVENT OBSERVATION	SAMPLE MEASUREMENT	*****	2	(93) occur/mon	*****	*****	*****		AL/EV	OC
	PERMIT REQUIREMENT	*****	REPORT EVENT TOT	n	*****	*****	*****		ALL EVENTS	OCCURS

9-NO SAMPLING CONDUCTED THIS MONTH
 C-NODI / NO DISCHARGE

PRISON POINT CSO

PERMITTEE NAME / ADDRESS
 NAME MWRA
 ADDRESS CHARLESTOWN NAVY YARD
 100 FIRST AVE
 BOSTON MA 02129
 FACILITY MWRA
 LOCATION BOSTON MA 02129
 ATTN: Michael Hornbrook

NATIONAL POLLUTANT DISCHARGE ELIMINATION SYSTEM (NPDES)
DECEMBER 2000 - DISCHARGE MONITORING REPORT (DMR)

MINOR
 (SUBR E)
 F - FINAL
 CSO 203 - MONTHLY & QUARTERLY

MA0103284	C03 A
PERMIT NUMBER	DISCHARGE NUMBER

MONITORING PERIOD					
FROM			TO		
YEAR	MO	DAY	YEAR	MO	DAY
2000	12	1	2000	12	31

*** NO DISCHARGE **

PARAMETER (32-37)	SAMPLE MEASUREMENT PERMIT REQUIREMENT	(3 Card Only) QUANTITY OR LOADING (46-53)			(4 Card Only) QUALITY OR CONCENTRATION (38-45)			NO. EX (62-63)	FREQUENCY OF ANALYSIS (64-68)	SAMPLE TYPE (69-70)	
		AVERAGE	MAXIMUM	UNITS	MINIMUM	AVERAGE	MAXIMUM				UNITS
		(54-61)	(54-61)	(54-61)	(46-53)	(46-53)	(54-61)				(54-61)
BOD, 5 - DAY (20 DEG. C) EFFLUENT	SAMPLE MEASUREMENT	*****	*****	****	9	*****	9	(19)			
	PERMIT REQUIREMENT	*****	*****	****	REPORT AVERAGE	*****	REPORT MAXIMUM	mg/L	FOUR/YEAR	COMPOS	
PH EFFLUENT	SAMPLE MEASUREMENT	*****	*****	****	9	*****	9	(12)			
	PERMIT REQUIREMENT	*****	*****	****	6.5 MINIMUM	*****	8.3 MAXIMUM	SU	FOUR/YEAR	GRAB	
SOLIDS, TOTAL SUSPENDED EFFLUENT	SAMPLE MEASUREMENT	*****	*****	****	9	*****	9	(19)			
	PERMIT REQUIREMENT	*****	*****	****	REPORT AVERAGE	*****	REPORT MAXIMUM	mg/L	FOUR/YEAR	COMPOS	
RAINFALL EFFLUENT	SAMPLE MEASUREMENT	4.75	2.67	(61) inches	*****	*****	*****	*****	0	AL/EV RC	
	PERMIT REQUIREMENT	REPORT MO TOTAL	REPORT MAXIMUM	inches	*****	*****	*****	*****		ALL EVENTS RCORDR	
FLOW, WASTEWATER BYPASSING TREATMENT PLANT	SAMPLE MEASUREMENT	0	0	(3R) mgal	*****	*****	*****	*****	0	99/99 CN	
	PERMIT REQUIREMENT	CNTESTED MO AVG	CNTESTED DAILY MAX	mgal	*****	*****	*****	*****		CONTINUOUS CONTINUOUS	
FLOW, IN CONDUIT OR THRU TREATMENT PLANT EFFLUENT	SAMPLE MEASUREMENT	26.13	79.25	(03) mgd	*****	*****	*****	*****	0	99/99 CN	
	PERMIT REQUIREMENT	CNTESTED MO AVG	CNTESTED DAILY MAX	mgd	*****	*****	*****	*****		CONTINUOUS CONTINUOUS	
CHLORINE, TOTAL RESIDUAL EFFLUENT	SAMPLE MEASUREMENT	*****	*****	****	2.93	*****	3.50	(19) mg/L	0*	20/30 GR	
	PERMIT REQUIREMENT	*****	*****	****	0.1 AVERAGE	*****	0.25 MAX HR RT	mg/L	FOUR/YEAR	GRAB	

*-UNDERGOING FACILITY UPGRADE

PRISON POINT CSO

PERMITTEE NAME / ADDRESS
 NAME MWRA
 ADDRESS CHARLESTOWN NAVY YARD
 100 FIRST AVE
 BOSTON MA 02129
 FACILITY MWRA
 LOCATION BOSTON MA 02129
 ATTN: Michael Hornbrook

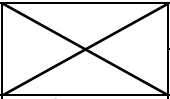
NATIONAL POLLUTANT DISCHARGE ELIMINATION SYSTEM (NPDES)
DECEMBER 2000 - DISCHARGE MONITORING REPORT (DMR)

MA0103284	C03 A
PERMIT NUMBER	DISCHARGE NUMBER

MINOR (SUBR E)
 F - FINAL
 CSO 203 - MONTHLY & QUARTERLY

MONITORING PERIOD					
FROM			TO		
YEAR	MO	DAY	YEAR	MO	DAY
2000	12	1	2000	12	31

*** NO DISCHARGE **

1		(3 Card Only) QUANTITY OR LOADING			(4 Card Only) QUALITY OR CONCENTRATION			NO. EX	FREQUENCY OF ANALYSIS	SAMPLE TYPE
		(46-53) AVERAGE	(54-61) MAXIMUM	UNITS	(38-45) MINIMUM	(46-53) AVERAGE	(54-61) MAXIMUM			
COLIFORM, FECAL GENERAL EFFLUENT	SAMPLE MEASUREMENT	*****	*****	*****	9	*****	9	(13)		
	PERMIT REQUIREMENT	*****	*****		REPORT MO GEO	*****	REPORT MAXIMUM	#/100ML	FOUR/YEAR	GRAB
BYPASS OF TREATMENT	SAMPLE MEASUREMENT	*****	C	(93) occur/mo	*****	*****	*****			
	PERMIT REQUIREMENT	*****	REPORT EVENT TOT	n	*****	*****	*****		ALL EVENTS	OCCURS
DURATION OF DISCHARGE	SAMPLE MEASUREMENT	*****	C	(79) hours/day	*****	*****	*****			
	PERMIT REQUIREMENT	*****	CNTESTED		*****	*****	*****		ALL EVENTS	OCCURS
DISCHARGE DURATION EFFLUENT	SAMPLE MEASUREMENT	*****	17.00	(8A) hours	*****	*****	*****	0	AL/EV	OC
	PERMIT REQUIREMENT	*****	CNTESTED	hours	*****	*****	*****		ALL EVENTS	OCCURS
DISCHARGE EVENT OBSERVATION	SAMPLE MEASUREMENT	*****	3	(93) occur/mon	*****	*****	*****		AL/EV	OC
	PERMIT REQUIREMENT	*****	REPORT EVENT TOT	n	*****	*****	*****		ALL EVENTS	OCCURS

9-NO SAMPLING CONDUCTED THIS MONTH
 C-NODI / NO DISCHARGE

SOMERVILLE MARGINAL CSO

PERMITTEE NAME / ADDRESS
 NAME MWRA
 ADDRESS CHARLESTOWN NAVY YARD
 100 FIRST AVE
 BOSTON MA 02129
 FACILITY MWRA
 LOCATION BOSTON MA 02129
 ATTN: Michael Hornbrook

NATIONAL POLLUTANT DISCHARGE ELIMINATION SYSTEM (NPDES)
DECEMBER 2000 - DISCHARGE MONITORING REPORT (DMR)

MINOR
 (SUBR E)
 F - FINAL
 CSO 205 - MONTHLY & QUARTERLY

MA0103284	C05
PERMIT NUMBER	DISCHARGE NUMBER

MONITORING PERIOD					
FROM			TO		
YEAR	MO	DAY	YEAR	MO	DAY
2000	12	1	2000	12	31

*** NO DISCHARGE ***

PARAMETER (32-37)	SAMPLE MEASUREMENT PERMIT REQUIREMENT	(3 Card Only) QUANTITY OR LOADING (46-53)			(4 Card Only) QUALITY OR CONCENTRATION (38-45)			NO. EX (62-63)	FREQUENCY OF ANALYSIS (64-68)	SAMPLE TYPE (69-70)	
		AVERAGE	MAXIMUM	UNITS	MINIMUM	AVERAGE	MAXIMUM				UNITS
		(54-61)	(54-61)	(54-61)	(46-53)	(46-53)	(54-61)				(54-61)
BOD, 5 - DAY (20 DEG. C) EFFLUENT	SAMPLE MEASUREMENT	*****	*****	****	9	*****	9	(19)			
	PERMIT REQUIREMENT	*****	*****	****	REPORT AVERAGE	*****	REPORT MAXIMUM	mg/L	FOUR/YEAR	COMPOS	
PH EFFLUENT	SAMPLE MEASUREMENT	*****	*****	****	9	*****	9	(12)			
	PERMIT REQUIREMENT	*****	*****	****	6.5 MINIMUM	*****	8.3 MAXIMUM	SU	FOUR/YEAR	GRAB	
SOLIDS, TOTAL SUSPENDED EFFLUENT	SAMPLE MEASUREMENT	*****	*****	****	9	*****	9	(19)			
	PERMIT REQUIREMENT	*****	*****	****	REPORT AVERAGE	*****	REPORT MAXIMUM	mg/L	FOUR/YEAR	COMPOS	
RAINFALL EFFLUENT	SAMPLE MEASUREMENT	4.75	2.67	(61) inches	*****	*****	*****	*****	0	AL/EV RC	
	PERMIT REQUIREMENT	REPORT MO TOTAL	REPORT MAXIMUM	inches	*****	*****	*****	*****		ALL EVENTS RCORDR	
FLOW, WASTEWATER BYPASSING TREATMENT PLANT	SAMPLE MEASUREMENT	0	0	(3R) mgal	*****	*****	*****	*****	0	99/99 CN	
	PERMIT REQUIREMENT	CNTESTED MO AVG	CNTESTED DAILY MAX	mgal	*****	*****	*****	*****		CONTINUOUS CONTINUOUS	
FLOW, IN CONDUIT OR THRU TREATMENT PLANT EFFLUENT	SAMPLE MEASUREMENT	8.09	13.11	(03) mgd	*****	*****	*****	*****	0	99/99 CN	
	PERMIT REQUIREMENT	CNTESTED MO AVG	CNTESTED DAILY MAX	mgd	*****	*****	*****	*****		CONTINUOUS CONTINUOUS	
CHLORINE, TOTAL RESIDUAL EFFLUENT	SAMPLE MEASUREMENT	*****	*****	****	3.18	*****	3.50	(19) mg/L	0*	03/30 GR	
	PERMIT REQUIREMENT	*****	*****	****	0.1 AVERAGE	*****	0.25 MAX HR RT	mg/L	FOUR/YEAR	GRAB	

*-UNDERGOING FACILITY UPGRADE

SOMERVILLE MARGINAL CSO

PERMITTEE NAME / ADDRESS
 NAME MWRA
 ADDRESS CHARLESTOWN NAVY YARD
 100 FIRST AVE
 BOSTON MA 02129
 FACILITY MWRA
 LOCATION BOSTON MA 02129
 ATTN: Michael Hornbrook


NATIONAL POLLUTANT DISCHARGE ELIMINATION SYSTEM (NPDES)
DECEMBER 2000 - DISCHARGE MONITORING REPORT (DMR)

MA0103284	C05
PERMIT NUMBER	DISCHARGE NUMBER

MINOR
 (SUBR E)
 F - FINAL
 CSO 205 - MONTHLY & QUARTERLY

MONITORING PERIOD					
FROM			TO		
YEAR	MO	DAY	YEAR	MO	DAY
2000	12	1	2000	12	31

*** NO DISCHARGE ***

1		(3 Card Only) QUANTITY OR LOADING <small>(46-53) (54-61)</small>			(4 Card Only) QUALITY OR CONCENTRATION <small>(38-45) (46-53) (54-61)</small>			NO. EX <small>(62-63)</small>	FREQUENCY OF ANALYSIS <small>(64-68)</small>	SAMPLE TYPE <small>(69-70)</small>
		AVERAGE	MAXIMUM	UNITS	MINIMUM	AVERAGE	MAXIMUM			
COLIFORM, FECAL GENERAL EFFLUENT	SAMPLE MEASUREMENT	*****	*****	*****	9	*****	9	(13)		
	PERMIT REQUIREMENT	*****	*****		REPORT MO GEO	*****	REPORT MAXIMUM	#/100ML	FOUR/YEAR	GRAB
BYPASS OF TREATMENT	SAMPLE MEASUREMENT	*****	C	(93) occur/mo	*****	*****	*****	*****		
	PERMIT REQUIREMENT	*****	REPORT EVENT TOT	n	*****	*****	*****		ALL EVENTS	OCCURS
DURATION OF DISCHARGE	SAMPLE MEASUREMENT	*****	C	(79) hours/da	*****	*****	*****	*****		
	PERMIT REQUIREMENT	*****	CNTESTED	y	*****	*****	*****		ALL EVENTS	OCCURS
DISCHARGE DURATION EFFLUENT	SAMPLE MEASUREMENT	*****	25.25	(8A) hours	*****	*****	*****	*****	0	AL/EV OC
	PERMIT REQUIREMENT	*****	CNTESTED	hours	*****	*****	*****		ALL EVENTS	OCCURS
DISCHARGE EVENT OBSERVATION	SAMPLE MEASUREMENT	*****	2	(93) occur/mon	*****	*****	*****	*****	0	AL/EV OC
	PERMIT REQUIREMENT	*****	REPORT EVENT TOT	n	*****	*****	*****		ALL EVENTS	OCCURS

9-NO SAMPLING CONDUCTED THIS MONTH
 C-NODI / NO DISCHARGE

SOMERVILLE MARGINAL RELIEF OUTFALL

NATIONAL POLLUTANT DISCHARGE ELIMINATION SYSTEM (NPDES)
DECEMBER 2000 - DISCHARGE MONITORING REPORT (DMR)

PERMITTEE NAME / ADDRESS
 NAME MWRA
 ADDRESS CHARLESTOWN NAVY YARD
 100 FIRST AVE
 BOSTON MA 02129
 FACILITY MWRA
 LOCATION BOSTON MA 02129
 ATTN: Michael Hornbrook

MA0103284	C25
PERMIT NUMBER	DISCHARGE NUMBER

MINOR (SUBR E)
 F - FINAL
 CSO 205 - MONTHLY & QUARTERLY

MONITORING PERIOD					
FROM			TO		
YEAR	MO	DAY	YEAR	MO	DAY
2000	12	1	2000	12	31

*** NO DISCHARGE ***

PARAMETER (32-37)	SAMPLE MEASUREMENT PERMIT REQUIREMENT	(3 Card Only) QUANTITY OR LOADING (46-53)			(4 Card Only) QUALITY OR CONCENTRATION (38-45)			NO. EX (62-63)	FREQUENCY OF ANALYSIS (64-68)	SAMPLE TYPE (69-70)	
		AVERAGE	MAXIMUM	UNITS	MINIMUM	AVERAGE	MAXIMUM				UNITS
		(54-61)	(54-61)	(54-61)	(46-53)	(54-61)	(54-61)				(54-61)
BOD, 5 - DAY (20 DEG. C) EFFLUENT	SAMPLE MEASUREMENT	*****	*****	****		*****		(19)			
	PERMIT REQUIREMENT	*****	*****	****	REPORT AVERAGE	*****	REPORT MAXIMUM	mg/L	FOUR/YEAR	COMPOS	
PH EFFLUENT	SAMPLE MEASUREMENT	*****	*****	****		*****		(12)			
	PERMIT REQUIREMENT	*****	*****	****	6.5 MINIMUM	*****	8.3 MAXIMUM	SU	FOUR/YEAR	GRAB	
SOLIDS, TOTAL SUSPENDED EFFLUENT	SAMPLE MEASUREMENT	*****	*****	****		*****		(19)			
	PERMIT REQUIREMENT	*****	*****	****	REPORT AVERAGE	*****	REPORT MAXIMUM	mg/L	FOUR/YEAR	COMPOS	
RAINFALL EFFLUENT	SAMPLE MEASUREMENT			(61)	*****	*****	*****	*****			
	PERMIT REQUIREMENT	REPORT MO TOTAL	REPORT MAXIMUM	inches	*****	*****	*****	*****	ALL EVENTS	RCORDR	
FLOW, WASTEWATER BYPASSING TREATMENT PLANT	SAMPLE MEASUREMENT			(3R)	*****	*****	*****	*****			
	PERMIT REQUIREMENT	CNTESTED MO AVG	CNTESTED DAILY MAX	mgal	*****	*****	*****	*****	CONTINUOUS	CONTINUOUS	
FLOW, IN CONDUIT OR THRU TREATMENT PLANT EFFLUENT	SAMPLE MEASUREMENT			(03)	*****	*****	*****	*****			
	PERMIT REQUIREMENT	CNTESTED MO AVG	CNTESTED DAILY MAX	mgd	*****	*****	*****	*****	CONTINUOUS	CONTINUOUS	
CHLORINE, TOTAL RESIDUAL EFFLUENT	SAMPLE MEASUREMENT	*****	*****	****				(19)			
	PERMIT REQUIREMENT	*****	*****	****	0.1 AVERAGE	REPORT MAX BDL	0.25 MAX HR RT	mg/L	FOUR/YEAR	GRAB	

SOMERVILLE MARGINAL RELIEF OUTFALL

PERMITTEE NAME / ADDRESS
 NAME MWRA
 ADDRESS CHARLESTOWN NAVY YARD
 100 FIRST AVE
 BOSTON MA 02129
 FACILITY MWRA
 LOCATION BOSTON MA 02129
 ATTN: Michael Hornbrook


NATIONAL POLLUTANT DISCHARGE ELIMINATION SYSTEM (NPDES)
DECEMBER 2000 - DISCHARGE MONITORING REPORT (DMR)

MA0103284	C25
PERMIT NUMBER	DISCHARGE NUMBER

MINOR
 (SUBR E)
 F - FINAL
 CSO 205 - MONTHLY & QUARTERLY

MONITORING PERIOD					
FROM			TO		
YEAR	MO	DAY	YEAR	MO	DAY
2000	12	1	2000	12	31

*** NO DISCHARGE **

1		(3 Card Only) QUANTITY OR LOADING <small>(46-53) (54-61)</small>			(4 Card Only) QUALITY OR CONCENTRATION <small>(38-45) (46-53) (54-61)</small>			NO. EX <small>(62-63)</small>	FREQUENCY OF ANALYSIS <small>(64-68)</small>	SAMPLE TYPE <small>(69-70)</small>
		AVERAGE	MAXIMUM	UNITS	MINIMUM	AVERAGE	MAXIMUM			
COLIFORM, FECAL GENERAL EFFLUENT	SAMPLE MEASUREMENT	*****	*****	*****		*****		(13)		
	PERMIT REQUIREMENT	*****	*****		REPORT MO GEO	*****	REPORT MAXIMUM	#/100ML	FOUR/YEAR	GRAB
BYPASS OF TREATMENT	SAMPLE MEASUREMENT	*****		(93) occur/mo	*****	*****	*****	*****		
	PERMIT REQUIREMENT	*****	REPORT EVENT TOT	n	*****	*****	*****		ALL EVENTS	OCCURS
DURATION OF DISCHARGE	SAMPLE MEASUREMENT	*****		(79) hours/day	*****	*****	*****	*****		
	PERMIT REQUIREMENT	*****	CNTESTED	y	*****	*****	*****		ALL EVENTS	OCCURS
DISCHARGE DURATION EFFLUENT	SAMPLE MEASUREMENT	*****		(8A) hours	*****	*****	*****	*****		
	PERMIT REQUIREMENT	*****	CNTESTED	hours	*****	*****	*****		ALL EVENTS	OCCURS
DISCHARGE EVENT OBSERVATION	SAMPLE MEASUREMENT	*****		(93) occur/mo	*****	*****	*****	*****		
	PERMIT REQUIREMENT	*****	REPORT EVENT TOT	n	*****	*****	*****		ALL EVENTS	OCCURS

9-NO SAMPLING CONDUCTED THIS MONTH
 C-NODI / NO DISCHARGE

CONSTITUTION BEACH CSO

PERMITTEE NAME / ADDRESS
 NAME MWRA
 ADDRESS CHARLESTOWN NAVY YARD
 100 FIRST AVE
 BOSTON MA 02129
 FACILITY MWRA
 LOCATION BOSTON MA 02129
 ATTN: Michael Hornbrook

NATIONAL POLLUTANT DISCHARGE ELIMINATION SYSTEM (NPDES)
DECEMBER 2000 - DISCHARGE MONITORING REPORT (DMR)

MINOR
 (SUBR E)
 F - FINAL
 CSO 207 - MONTHLY & QUARTERLY

MA0103284	C07 A
PERMIT NUMBER	DISCHARGE NUMBER

MONITORING PERIOD					
FROM			TO		
YEAR	MO	DAY	YEAR	MO	DAY
2000	12	1	2000	12	31

*** NO DISCHARGE ***

PARAMETER (32-37)	SAMPLE MEASUREMENT PERMIT REQUIREMENT	(3 Card Only) QUANTITY OR LOADING (46-53) (54-61)			(4 Card Only) QUALITY OR CONCENTRATION (38-45) (46-53) (54-61)			NO. EX (62-63)	FREQUENCY OF ANALYSIS (64-68)	SAMPLE TYPE (69-70)	
		AVERAGE	MAXIMUM	UNITS	MINIMUM	AVERAGE	MAXIMUM				UNITS
					REPORT AVERAGE	REPORT AVERAGE	REPORT MAXIMUM				REPORT MAXIMUM
BOD, 5 - DAY (20 DEG. C) EFFLUENT	SAMPLE MEASUREMENT	*****	*****	****		*****		(19)			
	PERMIT REQUIREMENT	*****	*****	****	REPORT AVERAGE	*****	REPORT MAXIMUM	mg/L	FOUR/YEAR	COMPOS	
PH EFFLUENT	SAMPLE MEASUREMENT	*****	*****	****		*****		(12)			
	PERMIT REQUIREMENT	*****	*****	****	6.5 MINIMUM	*****	8.3 MAXIMUM	SU	FOUR/YEAR	GRAB	
SOLIDS, TOTAL SUSPENDED EFFLUENT	SAMPLE MEASUREMENT	*****	*****	****		*****		(19)			
	PERMIT REQUIREMENT	*****	*****	****	REPORT AVERAGE	*****	REPORT MAXIMUM	mg/L	FOUR/YEAR	COMPOS	
RAINFALL EFFLUENT	SAMPLE MEASUREMENT			(61)	*****	*****	*****	*****			
	PERMIT REQUIREMENT	REPORT MO TOTAL	REPORT MAXIMUM	inches	*****	*****	*****	*****	ALL EVENTS	RCORDR	
FLOW, WASTEWATER BYPASSING TREATMENT PLANT	SAMPLE MEASUREMENT			(3R)	*****	*****	*****	*****			
	PERMIT REQUIREMENT	CNTESTED MO AVG	CNTESTED DAILY MAX	mgal	*****	*****	*****	*****	CONTINUOUS	CONTINUOUS	
FLOW, IN CONDUIT OR THRU TREATMENT PLANT EFFLUENT	SAMPLE MEASUREMENT			(03)	*****	*****	*****	*****			
	PERMIT REQUIREMENT	CNTESTED MO AVG	CNTESTED DAILY MAX	mgd	*****	*****	*****	*****	CONTINUOUS	CONTINUOUS	
CHLORINE, TOTAL RESIDUAL EFFLUENT	SAMPLE MEASUREMENT	*****	*****	****				(19)			
	PERMIT REQUIREMENT	*****	*****	****	0.1 AVERAGE	REPORT MAX BDL	0.25 MAX HR RT	mg/L	FOUR/YEAR	GRAB	

CONSTITUTION BEACH CSO

PERMITTEE NAME / ADDRESS
 NAME MWRA
 ADDRESS CHARLESTOWN NAVY YARD
 100 FIRST AVE
 BOSTON MA 02129
 FACILITY MWRA
 LOCATION BOSTON MA 02129
 ATTN: Michael Hornbrook

NATIONAL POLLUTANT DISCHARGE ELIMINATION SYSTEM (NPDES)
DECEMBER 2000 - DISCHARGE MONITORING REPORT (DMR)

MA0103284	C07 A
PERMIT NUMBER	DISCHARGE NUMBER

MINOR
 (SUBR E)
 F - FINAL
 CSO 207 - MONTHLY & QUARTERLY

MONITORING PERIOD					
FROM			TO		
YEAR	MO	DAY	YEAR	MO	DAY
2000	12	1	2000	12	31

*** NO DISCHARGE ***

1		(3 Card Only) QUANTITY OR LOADING <small>(46-53) (54-61)</small>			(4 Card Only) QUALITY OR CONCENTRATION <small>(38-45) (46-53) (54-61)</small>			NO. EX <small>(62-63)</small>	FREQUENCY OF ANALYSIS <small>(64-68)</small>	SAMPLE TYPE <small>(69-70)</small>
		AVERAGE	MAXIMUM	UNITS	MINIMUM	AVERAGE	MAXIMUM			
COLIFORM, FECAL GENERAL EFFLUENT	SAMPLE MEASUREMENT	*****	*****	*****		*****		(13)		
	PERMIT REQUIREMENT	*****	*****		REPORT MO GEO	*****	REPORT MAXIMUM	#/100ML	FOUR/YEAR	GRAB
BYPASS OF TREATMENT	SAMPLE MEASUREMENT	*****		(93) occur/mo	*****	*****	*****	*****		
	PERMIT REQUIREMENT	*****	REPORT EVENT TOT	n	*****	*****	*****		ALL EVENTS	OCCURS
DURATION OF DISCHARGE	SAMPLE MEASUREMENT	*****		(79) hours/day	*****	*****	*****	*****		
	PERMIT REQUIREMENT	*****	CNTESTED	y	*****	*****	*****		ALL EVENTS	OCCURS
DISCHARGE DURATION EFFLUENT	SAMPLE MEASUREMENT	*****		(8A) hours	*****	*****	*****	*****		
	PERMIT REQUIREMENT	*****	CNTESTED	hours	*****	*****	*****		ALL EVENTS	OCCURS
DISCHARGE EVENT OBSERVATION	SAMPLE MEASUREMENT	*****		(93) occur/mo	*****	*****	*****	*****		
	PERMIT REQUIREMENT	*****	REPORT EVENT TOT	n	*****	*****	*****		ALL EVENTS	OCCURS

9-NO SAMPLING CONDUCTED THIS MONTH
 C-NODI / NO DISCHARGE

FOX POINT CSO

PERMITTEE NAME / ADDRESS
 NAME MWRA
 ADDRESS CHARLESTOWN NAVY YARD
 100 FIRST AVE
 BOSTON MA 02129
 FACILITY MWRA
 LOCATION BOSTON MA 02129
 ATTN: Michael Hornbrook

NATIONAL POLLUTANT DISCHARGE ELIMINATION SYSTEM (NPDES)
DECEMBER 2000 - DISCHARGE MONITORING REPORT (DMR)

MINOR (SUBR E)
 F - FINAL
 CSO 209 - MONTHLY & QUARTERLY

MA0103284	C09 A
PERMIT NUMBER	DISCHARGE NUMBER

MONITORING PERIOD					
FROM			TO		
YEAR	MO	DAY	YEAR	MO	DAY
2000	12	1	2000	12	31

*** NO DISCHARGE **

PARAMETER (32-37)	SAMPLE MEASUREMENT / PERMIT REQUIREMENT	(3 Card Only) QUANTITY OR LOADING (46-53) (54-61)			(4 Card Only) QUALITY OR CONCENTRATION (38-45) (46-53) (54-61)			NO. EX (62-63)	FREQUENCY OF ANALYSIS (64-68)	SAMPLE TYPE (69-70)
		AVERAGE	MAXIMUM	UNITS	MINIMUM	AVERAGE	MAXIMUM			
BOD, 5 - DAY (20 DEG. C) EFFLUENT	SAMPLE MEASUREMENT	*****	*****	****	9	*****	9	(19)		
	PERMIT REQUIREMENT	*****	*****	****	REPORT AVERAGE	*****	REPORT MAXIMUM	mg/L	FOUR/YEAR	COMPOS
PH EFFLUENT	SAMPLE MEASUREMENT	*****	*****	****	9	*****	9	(12)		
	PERMIT REQUIREMENT	*****	*****	****	6.5 MINIMUM	*****	8.3 MAXIMUM	SU	FOUR/YEAR	GRAB
SOLIDS, TOTAL SUSPENDED EFFLUENT	SAMPLE MEASUREMENT	*****	*****	****	9	*****	9	(19)		
	PERMIT REQUIREMENT	*****	*****	****	REPORT AVERAGE	*****	REPORT MAXIMUM	mg/L	FOUR/YEAR	COMPOS
RAINFALL EFFLUENT	SAMPLE MEASUREMENT	4.75	2.67	(61) inches	*****	*****	*****	*****	0	AL/EV RC
	PERMIT REQUIREMENT	REPORT MO TOTAL	REPORT MAXIMUM	inches	*****	*****	*****	*****		ALL EVENTS RCORDR
FLOW, WASTEWATER BYPASSING TREATMENT PLANT	SAMPLE MEASUREMENT	0	0	(3R) mgal	*****	*****	*****	*****	0	99/99 CN
	PERMIT REQUIREMENT	CNTESTED MO AVG	CNTESTED DAILY MAX	mgal	*****	*****	*****	*****		CONTINUOUS CONTINUOUS
FLOW, IN CONDUIT OR THRU TREATMENT PLANT EFFLUENT	SAMPLE MEASUREMENT	13.99	13.99	(03) mgd	*****	*****	*****	*****	0	99/99 CN
	PERMIT REQUIREMENT	CNTESTED MO AVG	CNTESTED DAILY MAX	mgd	*****	*****	*****	*****		CONTINUOUS CONTINUOUS
CHLORINE, TOTAL RESIDUAL EFFLUENT	SAMPLE MEASUREMENT	*****	*****	****	9	*****	9	(19)		
	PERMIT REQUIREMENT	*****	*****	****	0.1 AVERAGE	*****	0.25 MAX HR RT	mg/L	FOUR/YEAR	GRAB

FOX POINT CSO

PERMITTEE NAME / ADDRESS
 NAME MWRA
 ADDRESS CHARLESTOWN NAVY YARD
 100 FIRST AVE
 BOSTON MA 02129
 FACILITY MWRA
 LOCATION BOSTON MA 02129
 ATTN: Michael Hornbrook


NATIONAL POLLUTANT DISCHARGE ELIMINATION SYSTEM (NPDES)
DECEMBER 2000 - DISCHARGE MONITORING REPORT (DMR)

MA0103284	C09 A
PERMIT NUMBER	DISCHARGE NUMBER

MINOR
 (SUBR E)
 F - FINAL
 CSO 209 - MONTHLY & QUARTERLY

MONITORING PERIOD					
FROM			TO		
YEAR	MO	DAY	YEAR	MO	DAY
2000	12	1	2000	12	31

*** NO DISCHARGE ***

1		(3 Card Only) QUANTITY OR LOADING <small>(46-53) (54-61)</small>			(4 Card Only) QUALITY OR CONCENTRATION <small>(38-45) (46-53) (54-61)</small>			NO. EX <small>(62-63)</small>	FREQUENCY OF ANALYSIS <small>(64-68)</small>	SAMPLE TYPE <small>(69-70)</small>
		AVERAGE	MAXIMUM	UNITS	MINIMUM	AVERAGE	MAXIMUM			
COLIFORM, FECAL GENERAL EFFLUENT	SAMPLE MEASUREMENT	*****	*****	*****	9	*****	9	(13)		
	PERMIT REQUIREMENT	*****	*****		REPORT MO GEO	*****	REPORT MAXIMUM	#/100ML	FOUR/YEAR	GRAB
BYPASS OF TREATMENT	SAMPLE MEASUREMENT	*****	C	(93) occur/mo	*****	*****	*****			
	PERMIT REQUIREMENT	*****	REPORT EVENT TOT	n	*****	*****	*****		ALL EVENTS	OCCURS
DURATION OF DISCHARGE	SAMPLE MEASUREMENT	*****	C	(79) hours/da	*****	*****	*****			
	PERMIT REQUIREMENT	*****	CNTESTED	y	*****	*****	*****		ALL EVENTS	OCCURS
DISCHARGE DURATION EFFLUENT	SAMPLE MEASUREMENT	*****	6.75	(8A) hours	*****	*****	*****	0	AL/EV	OC
	PERMIT REQUIREMENT	*****	CNTESTED	hours	*****	*****	*****		ALL EVENTS	OCCURS
DISCHARGE EVENT OBSERVATION	SAMPLE MEASUREMENT	*****	1	(93) occur/mon	*****	*****	*****		AL/EV	OC
	PERMIT REQUIREMENT	*****	REPORT EVENT TOT	occur/mo n	*****	*****	*****		ALL EVENTS	OCCURS

9-NO SAMPLING CONDUCTED THIS MONTH
 C-NODI / NO DISCHARGE

COMMERCIAL POINT CSO

PERMITTEE NAME / ADDRESS
 NAME MWRA
 ADDRESS CHARLESTOWN NAVY YARD
 100 FIRST AVE
 BOSTON MA 02129
 FACILITY MWRA
 LOCATION BOSTON MA 02129
 ATTN: Michael Hornbrook

NATIONAL POLLUTANT DISCHARGE ELIMINATION SYSTEM (NPDES)
DECEMBER 2000 - DISCHARGE MONITORING REPORT (DMR)

MINOR (SUBR E)
 F - FINAL
 CSO 211- MONTHLY & QUARTERLY

MA0103284	C11 A
PERMIT NUMBER	DISCHARGE NUMBER

MONITORING PERIOD					
FROM			TO		
YEAR	MO	DAY	YEAR	MO	DAY
2000	12	1	2000	12	31

*** NO DISCHARGE **

PARAMETER (32-37)	SAMPLE MEASUREMENT / PERMIT REQUIREMENT	(3 Card Only) QUANTITY OR LOADING (46-53) (54-61)			(4 Card Only) QUALITY OR CONCENTRATION (38-45) (46-53) (54-61)			NO. EX (62-63)	FREQUENCY OF ANALYSIS (64-68)	SAMPLE TYPE (69-70)
		AVERAGE	MAXIMUM	UNITS	MINIMUM	AVERAGE	MAXIMUM			
BOD, 5 - DAY (20 DEG. C) EFFLUENT	SAMPLE MEASUREMENT	*****	*****	****	9	*****	9	(19)		
	PERMIT REQUIREMENT	*****	*****	****	REPORT AVERAGE	*****	REPORT MAXIMUM	mg/L	FOUR/YEAR	COMPOS
PH EFFLUENT	SAMPLE MEASUREMENT	*****	*****	****	9	*****	9	(12)		
	PERMIT REQUIREMENT	*****	*****	****	6.5 MINIMUM	*****	8.3 MAXIMUM	SU	FOUR/YEAR	GRAB
SOLIDS, TOTAL SUSPENDED EFFLUENT	SAMPLE MEASUREMENT	*****	*****	****	9	*****	9	(19)		
	PERMIT REQUIREMENT	*****	*****	****	REPORT AVERAGE	*****	REPORT MAXIMUM	mg/L	FOUR/YEAR	COMPOS
RAINFALL EFFLUENT	SAMPLE MEASUREMENT	4.75	2.67	(61) inches	*****	*****	*****	*****	0	AL/EV RC
	PERMIT REQUIREMENT	REPORT MO TOTAL	REPORT MAXIMUM	inches	*****	*****	*****	*****		ALL EVENTS RCORDR
FLOW, WASTEWATER BYPASSING TREATMENT PLANT	SAMPLE MEASUREMENT	0	0	(3R) mgal	*****	*****	*****	*****	0	99/99 CN
	PERMIT REQUIREMENT	CNTESTED MO AVG	CNTESTED DAILY MAX	mgal	*****	*****	*****	*****		CONTINUOUS CONTINUOUS
FLOW, IN CONDUIT OR THRU TREATMENT PLANT EFFLUENT	SAMPLE MEASUREMENT	4.17	10.76	(03) mgd	*****	*****	*****	*****	0	99/99 CN
	PERMIT REQUIREMENT	CNTESTED MO AVG	CNTESTED DAILY MAX	mgd	*****	*****	*****	*****		CONTINUOUS CONTINUOUS
CHLORINE, TOTAL RESIDUAL EFFLUENT	SAMPLE MEASUREMENT	*****	*****	****	9	*****	9	(19)		
	PERMIT REQUIREMENT	*****	*****	****	0.1 AVERAGE	*****	0.25 MAX HR RT	mg/L	FOUR/YEAR	GRAB

COMMERCIAL POINT CSO

PERMITTEE NAME / ADDRESS
 NAME MWRA
 ADDRESS CHARLESTOWN NAVY YARD
 100 FIRST AVE
 BOSTON MA 02129
 FACILITY MWRA
 LOCATION BOSTON MA 02129
 ATTN: Michael Hornbrook


NATIONAL POLLUTANT DISCHARGE ELIMINATION SYSTEM (NPDES)
DECEMBER 2000 - DISCHARGE MONITORING REPORT (DMR)

MA0103284	C11 A
PERMIT NUMBER	DISCHARGE NUMBER

MINOR
 (SUBR E)
 F - FINAL
 CSO 211 - MONTHLY & QUARTERLY

MONITORING PERIOD					
FROM			TO		
YEAR	MO	DAY	YEAR	MO	DAY
2000	12	1	2000	12	31

*** NO DISCHARGE **

1		(3 Card Only) QUANTITY OR LOADING <small>(46-53) (54-61)</small>			(4 Card Only) QUALITY OR CONCENTRATION <small>(38-45) (46-53) (54-61)</small>			NO. EX <small>(62-63)</small>	FREQUENCY OF ANALYSIS <small>(64-68)</small>	SAMPLE TYPE <small>(69-70)</small>
		AVERAGE	MAXIMUM	UNITS	MINIMUM	AVERAGE	MAXIMUM			
COLIFORM, FECAL GENERAL EFFLUENT	SAMPLE MEASUREMENT	*****	*****	*****	9	*****	9	(13)		
	PERMIT REQUIREMENT	*****	*****		REPORT MO GEO	*****	REPORT MAXIMUM	#/100ML	FOUR/YEAR	GRAB
BYPASS OF TREATMENT	SAMPLE MEASUREMENT	*****	C	(93) occur/mo	*****	*****	*****	*****		
	PERMIT REQUIREMENT	*****	REPORT EVENT TOT	n	*****	*****	*****		ALL EVENTS	OCCURS
DURATION OF DISCHARGE	SAMPLE MEASUREMENT	*****	C	(79) hours/day	*****	*****	*****	*****		
	PERMIT REQUIREMENT	*****	CNTESTED		*****	*****	*****		ALL EVENTS	OCCURS
DISCHARGE DURATION EFFLUENT	SAMPLE MEASUREMENT	*****	15.0	(8A) hours	*****	*****	*****	*****	0	AL/EV OC
	PERMIT REQUIREMENT	*****	CNTESTED		*****	*****	*****		ALL EVENTS	OCCURS
DISCHARGE EVENT OBSERVATION	SAMPLE MEASUREMENT	*****	3	(93) occur/mon	*****	*****	*****	*****	0	AL/EV OC
	PERMIT REQUIREMENT	*****	REPORT EVENT TOT	n	*****	*****	*****		ALL EVENTS	OCCURS

9-NO SAMPLING CONDUCTED THIS MONTH
 C-NODI / NO DISCHARGE

